

Panasonic

ideas for life

Wireless Camera Monitoring System


BL-WV10

Wireless Camera Monitoring System Package

BL-MS102*

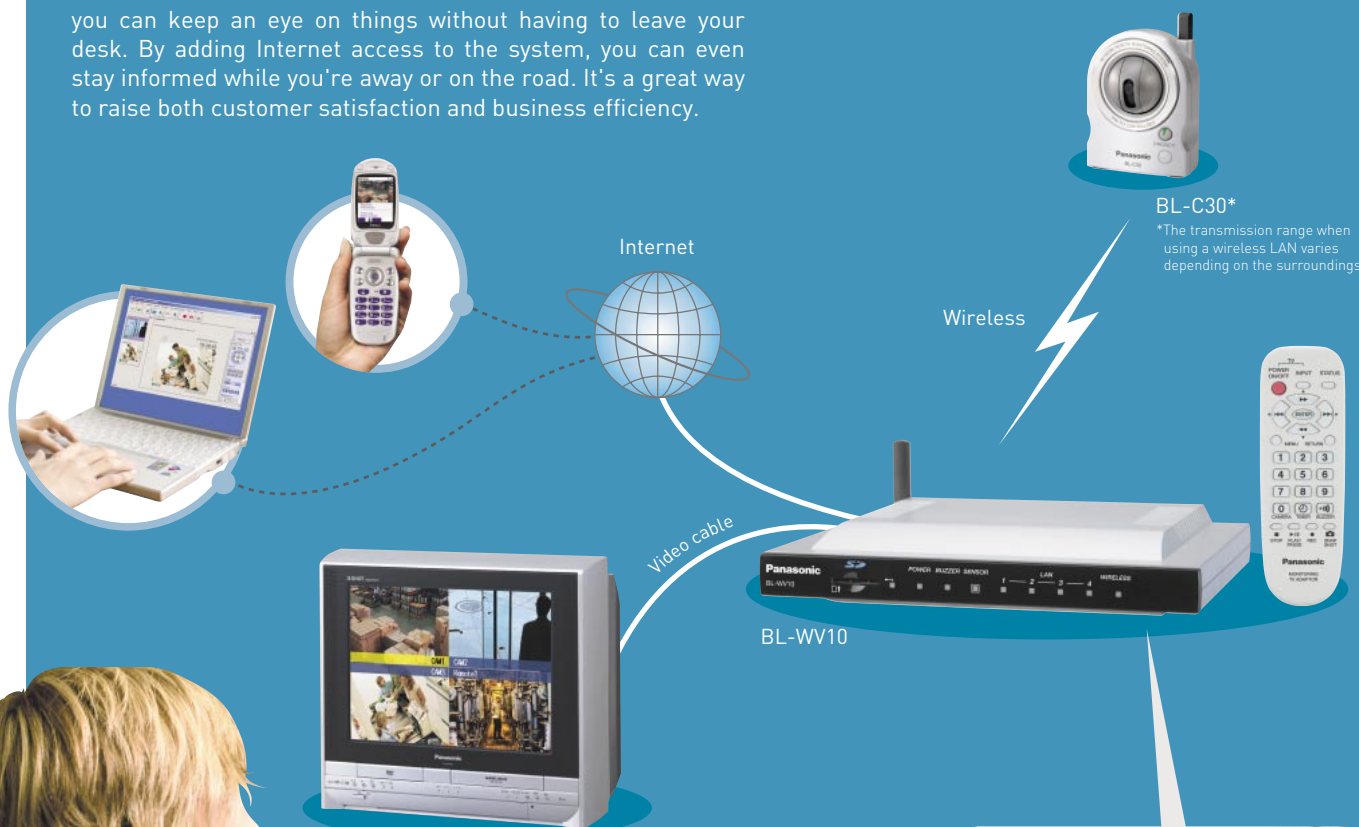


*The BL-MS102 is a set containing two BL-C30 models and one BL-WV10.



Monitoring Is Good for Business

Even if your warehouse, factory or shop is close to the office, it takes time to walk over and check it. Why not change your office TV into a surveillance monitor with the BL-WV10. Then you can keep an eye on things without having to leave your desk. By adding Internet access to the system, you can even stay informed while you're away or on the road. It's a great way to raise both customer satisfaction and business efficiency.



Easy Setting-Up

Simply connect a video cable between the BL-WV10 and your TV. Then make the settings by remote control with the onscreen menu, and start monitoring immediately.

- With the BL-MS102, the camera (BL-C30) and BL-WV10 settings are already made, so set-up is even easier.



Panasonic Improves Safety and Efficiency



Stores


Check large areas in fine detail.

Remote Pan/Tilt and Zoom Control on TV

Use the remote control to change the camera's direction, vertically or horizontally, while watching the image on TV. For a detailed check, you can enlarge the view with the 16x zoom. With the BB-HCM381 or BB-HCE481, you can use the camera's 21x optical zoom for an even closer look.



Pan (display range: 143° max)
Tilt (display range: 82° max)



Factories

Extended-time recording even at night.

SD Memory Card Recording*

You can record moving or still images onto an SD Memory Card even at night when nobody is operating the system. You can also combine this function with the Automatic Alert Setting, to record only when there is movement. If you need a longer recording capability, just connect the system to a DVD or video tape recorder.

*Recording onto an SD Memory Card is not possible in Sequential Display mode.

SD Memory Card Recording Capacity

Movie Recording Time		32MB	64MB	128MB	256MB	512MB	1GB	2GB
Timer/Sensor Recording	LONG*	5hr.	10hr.	21hr.	43hr.	87hr.	167hr.	341hr.
		10min.	40min.	40min.	20min.	10min.	50min.	20min.
Standard Recording	C Series	2min.	4min.	8min.	16min.	33min.	65min.	2hr.
								16min.
Picture Storage		32MB	64MB	128MB	256MB	512MB	1GB	2GB
No. of Pictures	LOW	940	1930	3900	7780	15680	30170	61340
	HIGH	630	1290	2600	5190	10460	20120	40920

*Resolution: 320 x 240, Image quality: favor motion, Image refresh interval: 5 sec.

Other features

Network Connection and Cell Phone Monitoring

You can monitor over the Internet or an intranet. An Internet connection also lets you monitor right from your cell phone*. When the sensor detects something, it sends the image to you attached to an e-mail message.

*Internet-compatible models only. Images are JPEG only.



Remote Control & Multi-Camera Capacity

Make all major settings for recording, multi-camera viewing, and more easily with the remote control.



Entrances

Check visitors with ease.

Automatic Alert Settings

You're alerted immediately when someone passes through the entranceway. Even if the TV is turned off, a buzzer on the adaptor ensures that no visitors go unchecked.

- Three detection methods available: Human Detection sensor*1 (detects heat), Motion Detection sensor*2 (detects light), and external sensor*3.

*1-1 Applicable models: BL-C10/C30

*1-2 The detection range of the sensor becomes shorter as the environmental temperature within the range of the sensor becomes higher.

*2 Applicable models: BB-HCM311/HCM331/HCM371/HCM381/HCE481, BL-C1/C20/C30

*3 Applicable models: BB-HCM311/HCM331/HCM371/HCM381/HCE481



Motion Detection Function/Setting Browser



Human Detection Sensor



Warehouses

Monitor things periodically.

Sequential Display* with Time Stamp

When multiple cameras are used, this function automatically switches from one to another. In addition to providing thorough monitoring, it also lets you display the time. To record, simply connect the system to a DVD or video tape recorder.

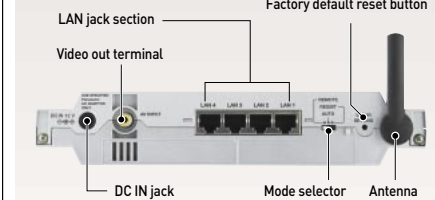
*Set the switch on the back of the BL-WV10 to Sequential Display mode to use.



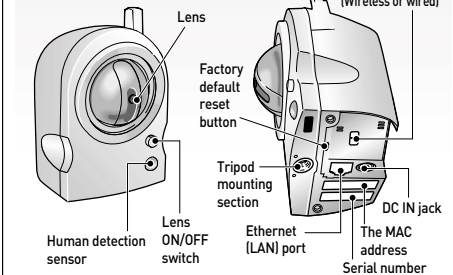
Monitoring Image

Part Names [Rear View]


BL-WV10



BL-C30



Specifications

Wireless camera monitoring system		BL-WV10		Network camera		BL-C30  Wireless type					
Interface	Wireless: 802.11b/g	Server	Image data compression system	JPEG [Motion JPEG for moving image display]	General	Wireless	Standards	802.11 b/g			
	LAN side: Ethernet (10 Base-T/100 Base-TX) x 4 ports		Video resolution	640 x 480, 320 x 240, 160 x 120			Antenna	Diversity			
	Video output terminal (composite PAL) x 1		Image quality	3 modes (favor clarity, standard, favor motion)			Number of channel	13 ch.			
	SD Memory Card slot x 1		Frame rate*1	Max. 7.5 frames/sec. (640 x 480) Max. 15 frames/sec. (320 x 240) Max. 15 frames/sec. (160 x 120)			Transmission speed	up to 54 Mbps.			
Supported protocols	IPv4: TCP, UDP, HTTP, FTP, DHCP	Network camera	Security	User ID/Password	General	Wireless	Security	WEP 64/128/152 bit			
Video resolution	640 x 480, 320 x 240		Buffered images*2	Approx. 250 images: (320 x 240), standard image quality			Operating temperature	+5°C to +40°C			
Image quality	3 modes (favor clarity, standard, favor motion)		Viewing angle	43° horizontal (total 143°) 32° vertical (total 82°)			Operating humidity	20% to 80% (No condensation)			
Image data compression system	JPEG [Motion JPEG for moving image display]						Revolving speed	Pan: Max. 50°/sec Tilt: Max. 50°/sec	Dimensions (H x W x D)	98 x 74 x 73 mm [Only the unit]	
Frame rate	Max. 30 frames/sec (320 x 240)	Number of pixels							Approx. 320,000 pixels	Weight	200 g [Only the unit]
Security	User ID/Password									Lens focal point	Fixed (focal range: 0.5m to ∞m)
Operating temperature	0°C to +40°C		Lens brightness	F2.8							
Operating humidity	20% to 85% (No condensation)						Required light intensity	1 to 10,000 lux			
Dimensions (H x W x D)	42 x 220 x 171 mm (excluding antenna and protrusions)	Network interface			Ethernet (10 Base-T/100 Base-TX)						
Weight (Main unit only)	500 g										
Power supply	AC adaptor: Input 100-240 V AC, Output 12 V DC										
Consumption	7.5 W										

*1 This varies depending on the subject, image quality, network environment, PC performance, etc.

*2 The number of images that can be stored varies depending on the subject.

Panasonic

<http://panasonic.co.jp/pcc/products/en/netwcam/>

0M106SP-MS102WV10-LT.CE.B

All pictures simulated.

Design and specifications are subject to change without notice.